



QINGDAO VENIT IMPORT AND EXPORT CO., LTD

Tel: +86-532-80921252 Fax: +86-532-80921252

Wechat / WhatsApp: +86-18954297651

Sales Manger: Jason E-mail: sales@qdvenit.com

Website:WWW.QDVENIT.COM



Cargo Control Edition
物流器械版本





CARGO CONTROL SOLUTIONS

WWW.QDVENIT.COM • SALES@QDVENIT.COM

Flatbed Truck

WINCHES

1. Winches are marked with working load capacity 5500 lbs.
2. Breaking strength is 16500lbs.
3. Web slots are smooth ground to prevent web tear.
4. Surfaces are finished with electro deposited paint.
5. Packing Requirement: Steel Pallet with Carton.
6. Comply with DOT and California CHP regulations as well WSTDA-T3 and Canadian Standard 905.

Item	Photo	Description	P/N	A		B		C		D		Drawing	Net Weight		Pallet Specification		MOQ (PC)	
				mm	in.	mm	in.	mm	in.	mm	in.		KG	LBS	L x W x H (mm)	GW (KG)		
Weld on Winch		Bracket Height 140mm, Plate Thickness 8mm	TW1	124	4.84	90	3.51	140	5.46	196	7.64		3.44	7.57	94x108x93	896	250	
		Bracket Height 160mm, Plate Thickness 8mm	TW1S	124	4.84	90	3.51	160	6.24	196	7.64		3.65	8.04	94x108x98	948		
		Bracket Height 110mm, Plate Thickness 8mm	TW1LC	124	4.84	100	3.90	110	4.29	196	7.64		3.32	7.31	108x108x73	866		
		Three Bars, Bracket Height 140mm, Plate Thickness 9mm	TW1B	162	6.32	90	3.51	140	5.46	248	9.67		5.67	12.47	94x108x78	1164	200	
		Three Bars, Bracket Height 110mm, Plate Thickness 9mm	TW1BLC	162	6.32	100	3.90	110	4.29	248	9.67		5.60	12.31	108x108x66	1149		
		Combination, Bracket Height 140mm, Plate Thickness 8mm	TW1C	164	6.40	90	3.51	140	5.46	246	9.59		4.08	8.97	94x107x93	845	200	
		Combination, Bracket Height 110mm, Plate Thickness 8mm	TW1CLC	164	6.40	100	3.90	110	4.29	246	9.59		4.06	8.93	108x108x78	842		
			Double Cap, Bracket Height 140mm, Plate Thickness 8mm	TW1DC	124	4.84	90	3.51	140	5.46	246	9.59		4.01	8.81	94x107x93	831	200

NOTE: All weights & pallet specifications provided in this catalog are approximate only.

ALL RIGHT RESERVED QINGDAO VENIT IMPORT AND EXPORT CO., LTD
WWW.QDVENIT.COM SALES@QDVENIT.COM



CARGO CONTROL SOLUTIONS

WWW.QDVENIT.COM • SALES@QDVENIT.COM

Flatbed Truck

WINCHES

1. Winches are marked with working load capacity 5500 lbs.
2. Breaking strength is 16500lbs.
3. Web slots are smooth ground to prevent web tear.
4. Surfaces are finished with electro deposited paint.
5. Packing Requirement: Steel Pallet with Carton.
6. Comply with DOT and California CHP regulations as well WSTDA-T3 and Canadian Standard 905.

Item	Photo	Description	P/N	A		B		C		D		Drawing	Net Weight		Pallet Specification		MOQ (PC)
				mm	in.	mm	in.	mm	in.	mm	in.		KG	LBS	L x W x H (mm)	GW (KG)	
Portable Winch		Bracket Height 140mm, Plate Thickness 8mm	TW2	124	4.84	90	3.51	140	5.46	196	7.64		3.83	8.43	94x108x113	993	250
		Bracket Height 160mm, Plate Thickness 8mm	TW2S	124	4.84	90	3.51	160	6.24	196	7.64		4.15	9.13	94x108x123	1073	
		Bracket Height 110mm, Plate Thickness 8mm	TW2LC	124	4.84	100	3.90	110	4.29	196	7.64		3.66	8.05	94x108x88	950	
		Bottom or Side Mounted, Bracket Height 90mm, Plate Thickness 8mm	TW2D	124	4.84	90	3.51	90	3.51	196	7.64		3.45	7.58	94x108x103	897	250
		Three Bars, Bracket Height 140mm, Plate Thickness 9mm	TW2B	162	6.32	90	3.51	140	5.46	248	9.67		4.59	10.09	94x107x108	936	200
	Three Bars, Bracket Height 110mm, Plate Thickness 9mm	TW2BLC	162	6.32	90	3.51	110	4.29	248	9.67		4.43	9.75	94x107x88	904		
		Combination, Bracket Height 140mm, Plate Thickness 8mm	TW2C	164	6.40	90	3.51	140	5.46	246	9.59		4.65	10.23	94x107x108	960	200
	Combination, Bracket Height 110mm, Plate Thickness 8mm	TW2CLC	164	6.40	100	3.90	110	4.29	246	9.59		4.16	9.15	108x107x88	862		

NOTE: All weights & pallet specifications provided in this catalog are approximate only.

ALL RIGHT RESERVED QINGDAO VENIT IMPORT AND EXPORT CO., LTD
WWW.QDVENIT.COM SALES@QDVENIT.COM



CARGO CONTROL SOLUTIONS
 WWW.QDVENIT.COM • SALES@QDVENIT.COM

Flatbed Truck

WINCHES

1. Winches are marked with working load capacity 5500 lbs.
2. Breaking strength is 16500lbs.
3. Web slots are smooth ground to prevent web tear.
4. Surfaces are finished with electro deposited paint.
5. Packing Requirement: Steel Pallet with Carton.
6. Comply with DOT and California CHP regulations as well WSTDA-T3 and Canadian Standard 905.

Item	Photo	Description	P/N	A		B		C		D		Drawing	Net Weight		Pallet Specification		MOQ (PC)
				mm	in.	mm	in.	mm	in.	mm	in.		KG	LBS	L x W x H (mm)	GW (KG)	
Notched Sliding Winch		Bracket Height 170mm, Plate Thickness 8mm	TW3	124	4.84	100	3.90	170	6.63	196	7.64		4.15	9.12	108x108x108	1071	250
		Bracket Height 190mm, Plate Thickness 8mm	TW3S	124	4.84	100	3.90	190	7.41	196	7.64		4.30	9.46	108x108x118	1111	
		Bracket Height 140mm, Plate Thickness 8mm	TW3LC	124	4.84	100	3.90	140	5.46	196	7.64		3.91	8.61	108x108x93	1013	
		Combination, Bracket Height 170mm, Plate Thickness 8mm	TW3C	164	6.40	100	3.90	170	6.63	246	9.59		4.60	10.12	108x108x108	950	200
		Combination, Bracket Height 140mm, Plate Thickness 8mm	TW3CLC	164	6.40	100	3.90	140	5.46	246	9.59		4.38	9.64	108x108x93	906	
		Three Bars, Bracket Height 170mm, Plate Thickness 9mm	TW3B	162	6.32	100	3.90	170	6.63	248	9.67		5.90	12.98	108x108x108	1210	200
Three Bars, Bracket Height 140mm, Plate Thickness 9mm		TW3BLC	162	6.32	100	3.90	140	5.46	248	9.67		5.79	12.74	108x108x93	1188		
Double L Sliding Winch		Bracket Height 149mm, Plate Thickness 8mm	TW4	124	4.84	100	3.90	149	5.81	196	7.64		3.36	7.40	108x108x98	876	250
		Bracket Height 168mm, Plate Thickness 8mm	TW4S	124	4.84	100	3.90	168	6.55	196	7.64		3.70	8.14	108x108x108	960	
		Bracket Height 120mm, Plate Thickness 8mm	TW4LC	124	4.84	110	3.90	120	4.68	196	7.64		3.58	7.88	108x108x83	930	

NOTE: All weights & pallet specifications provided in this catalog are approximate only.

ALL RIGHT RESERVED QINGDAO VENIT IMPORT AND EXPORT CO., LTD
 WWW.QDVENIT.COM SALES@QDVENIT.COM


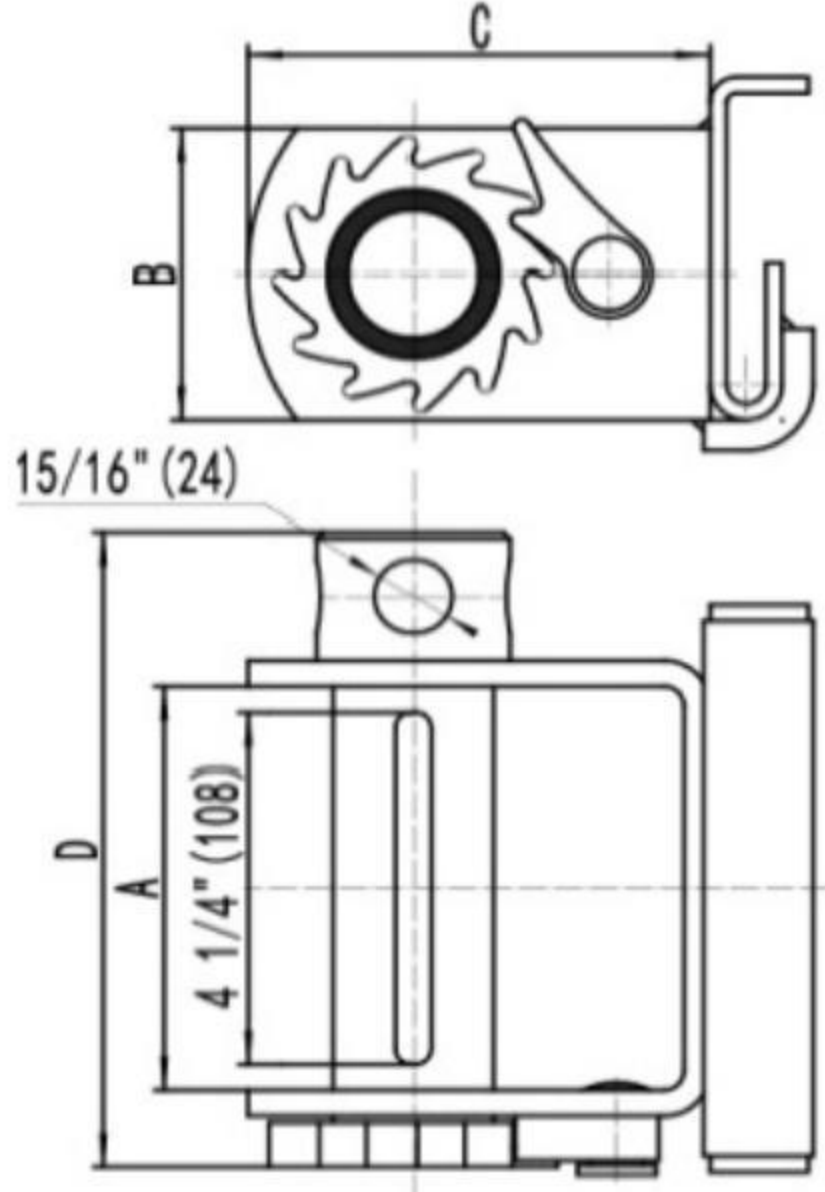

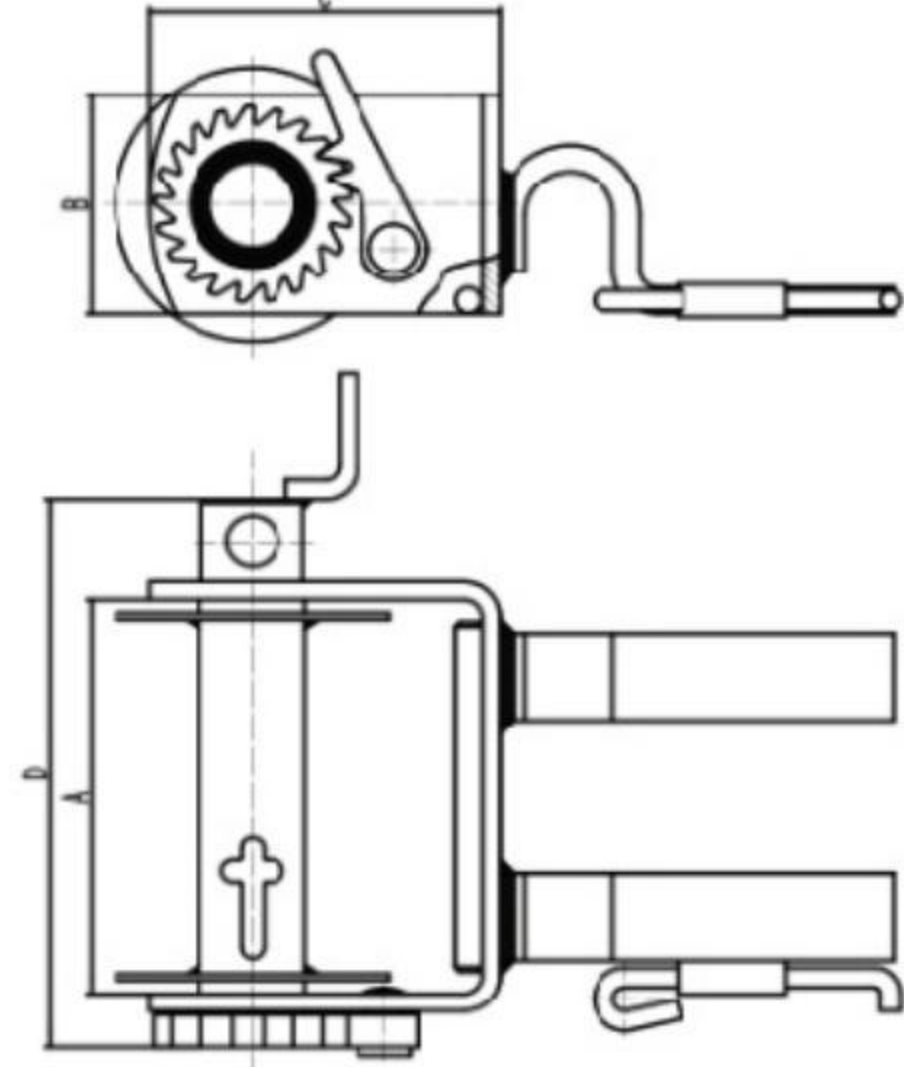

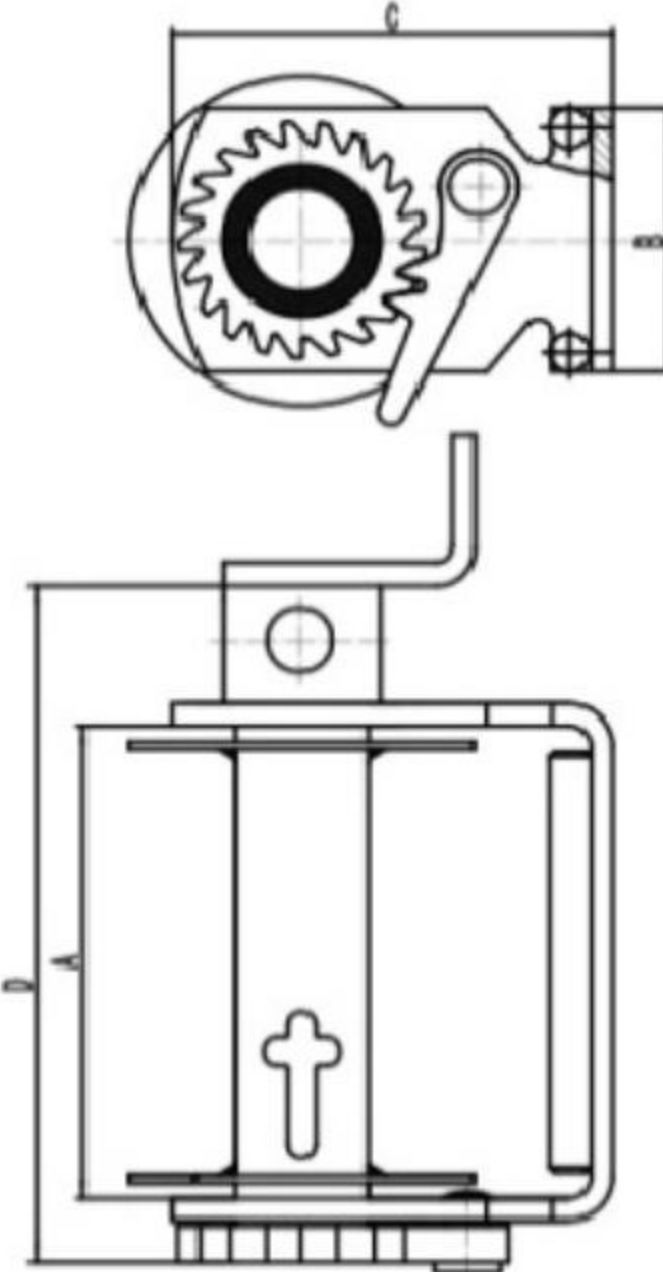

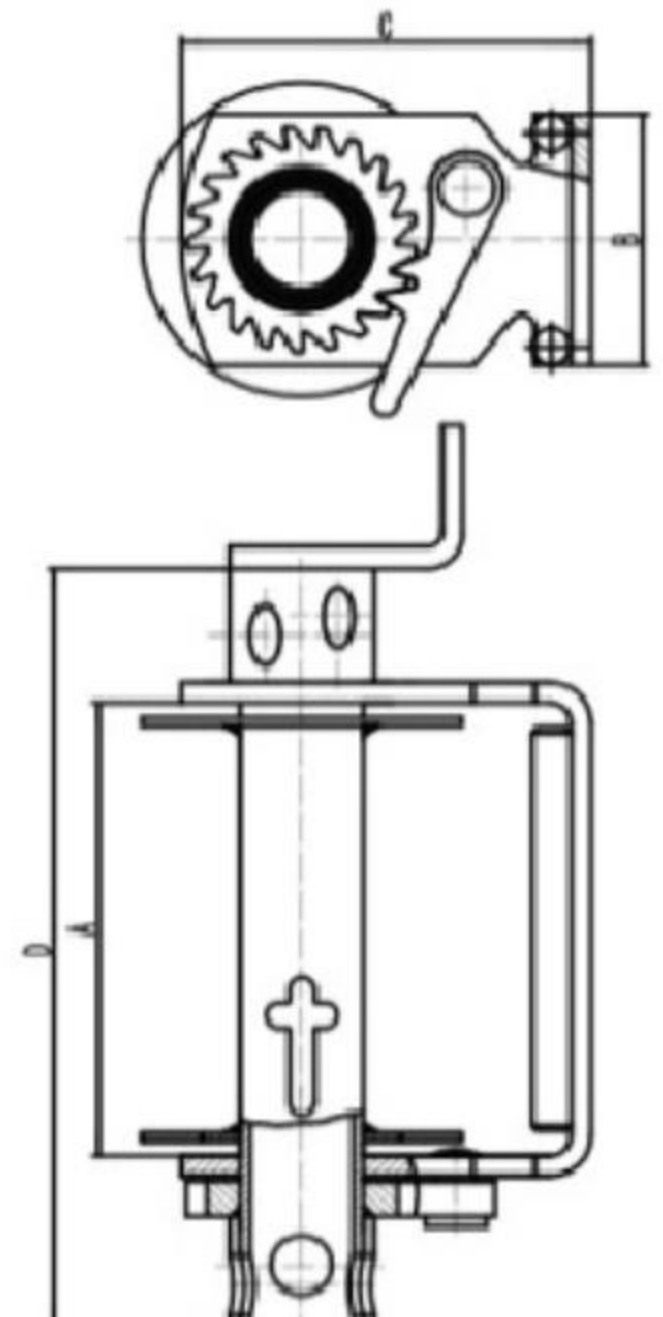


CARGO CONTROL SOLUTIONS
 WWW.QDVENIT.COM • SALES@QDVENIT.COM

Flatbed Truck

WINCHES

- Winches are marked with working load capacity 5500 lbs.
- Breaking strength is 16500lbs.
- Web slots are smooth ground to prevent web tear.
- Surfaces are finished with electro deposited paint.
- Packing Requirement: Steel Pallet with Carton.
- Comply with DOT and California CHP regulations as well WSTDA-T3 and Canadian Standard 905.

Item	Photo	Description	P/N	A		B		C		D		Drawing	Net Weight		Pallet Specification		MOQ (PC)
				mm	in.	mm	in.	mm	in.	mm	in.		KG	LBS	L x W x H (mm)	GW (KG)	
Utility Winch		Weld on or Sliding, Bracket Height 140mm, Plate Thickness 8mm	TW10	124	4.84	90	3.51	140	5.46	196	7.64		5.52	12.14	94x108x108	1134	200
		Clip On	TW11	180	7.02	100	3.90	160	6.24	254	9.91		7.80	17.16	104x112x135	961	120
Australia Winch		Sliding	TW12	180	7.02	100	3.90	160	6.24	254	9.91		5.38	11.84	101x112x91	671	120
		Double Cap, Sliding	TW12D	180	7.02	100	3.90	160	6.24	303	11.82		5.51	12.12	101x112x91	686	120

NOTE: All weights & pallet specifications provided in this catalog are approximate only, load capacity of Australia winch is 6600 lbs.



CARGO CONTROL SOLUTIONS

WWW.QDVENIT.COM • SALES@QDVENIT.COM

Flatbed Truck

WINCHES

1. Winches are marked with working load capacity 5500 lbs.
2. Breaking strength is 16500lbs.
3. Web slots are smooth ground to prevent web tear.
4. Surfaces are finished with electro deposited paint.
5. Packing Requirement: Steel Pallet with Carton.
6. Comply with DOT and California CHP regulations as well WSTDA-T3 and Canadian Standard 905.

Item	Photo	Description	P/N	A		B		C		D		Drawing	Net Weight		Pallet Specification		MOQ (PC)
				mm	in.	mm	in.	mm	in.	mm	in.		KG	LBS	L x W x H (mm)	GW (KG)	
Double L Sliding Winch		Three Bars, Bracket Height 149mm, Plate Thickness 9mm	TW4B	162	6.32	100	3.90	149	5.81	248	9.67		5.28	11.61	108x108x98	1085	200
		Three Bars, Bracket Height 120mm, Plate Thickness 9mm	TW4BLC	162	6.32	100	3.90	120	4.68	248	9.67		5.12	11.27	108x108x83	1054	
		Combination, Bracket Height 149mm, Plate Thickness 8mm	TW4C	164	6.40	100	3.90	149	5.81	246	9.59		3.97	8.74	108x107x98	824	200
		Combination, Bracket Height 120mm, Plate Thickness 8mm	TW4CLC	164	6.40	100	3.90	120	4.68	246	9.59		3.89	8.56	108x107x83	808	
Spool Winch		2'Spool Winches, Bracket Height 160mm, Plate Thickness 9mm	TW52	82	3.20	90	3.51	160	6.24	156	6.08		4.73	10.40	103x98x102	597	120
Double Leg Bracket Winches		Combination, Bracket Height 94mm, Plate Thickness 10mm	TW6C	160	6.24	120	4.68	94	3.67	246	9.59		2.98	6.55	101x104x73	626	200

NOTE: All weights & pallet specifications provided in this catalog are approximate only.

ALL RIGHT RESERVED QINGDAO VENIT IMPORT AND EXPORT CO., LTD
WWW.QDVENIT.COM SALES@QDVENIT.COM




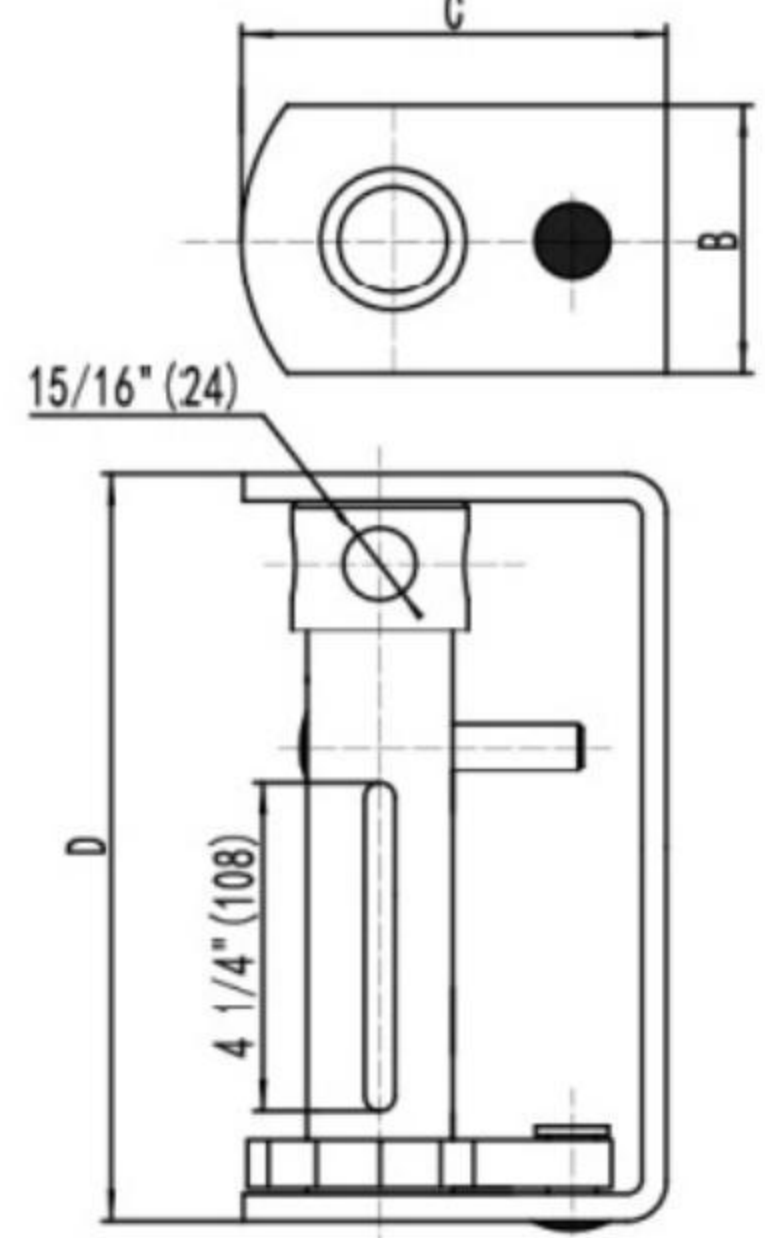

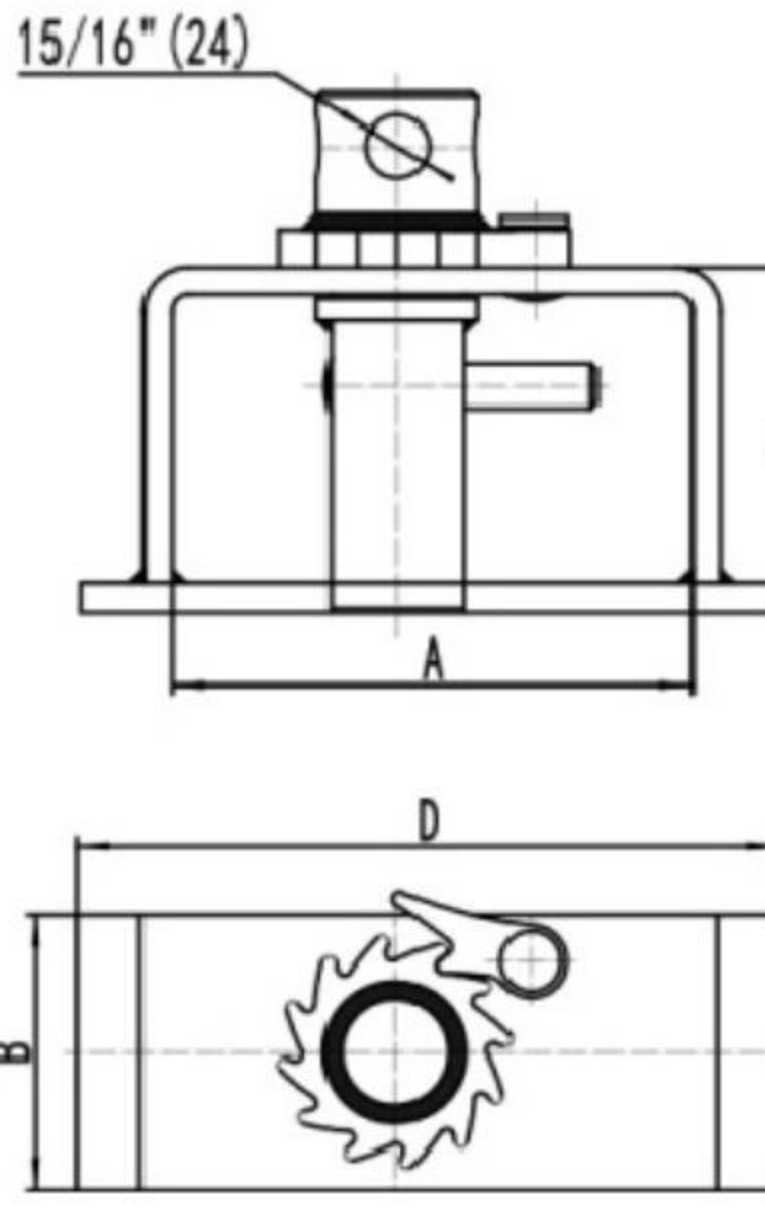

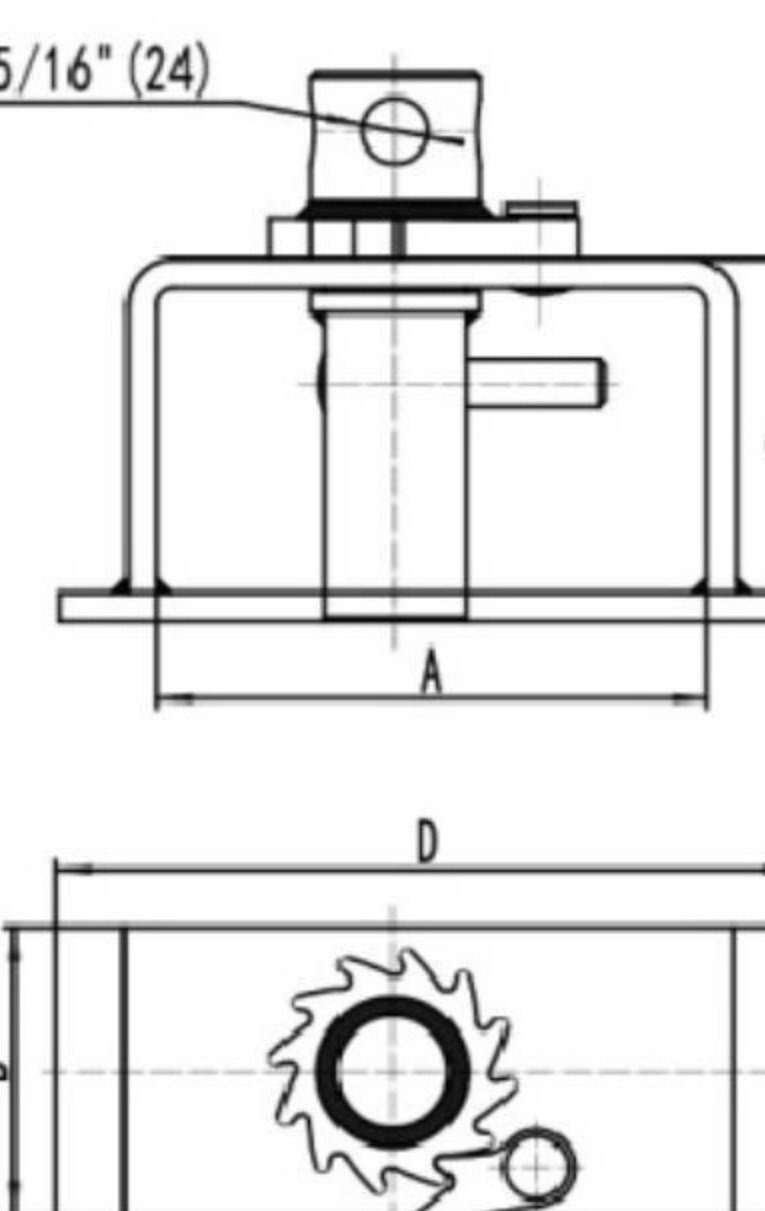

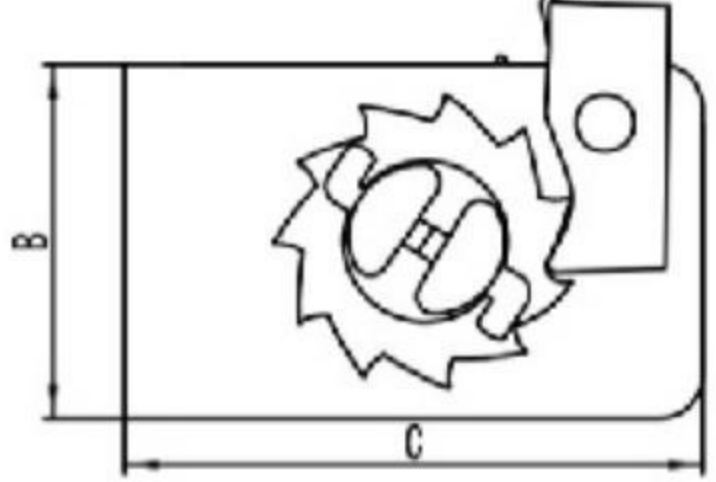

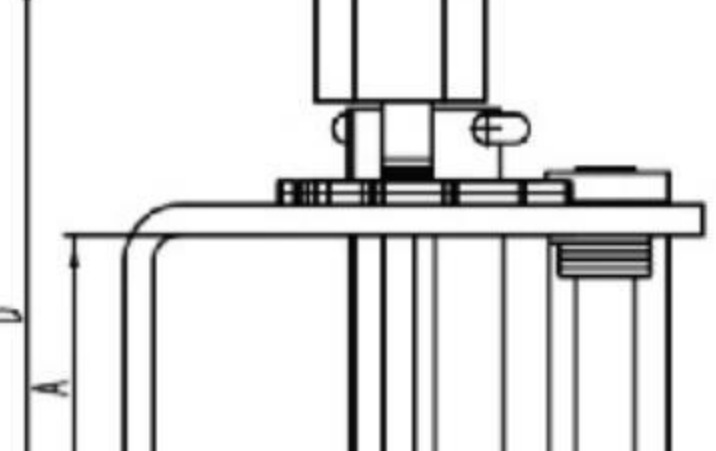

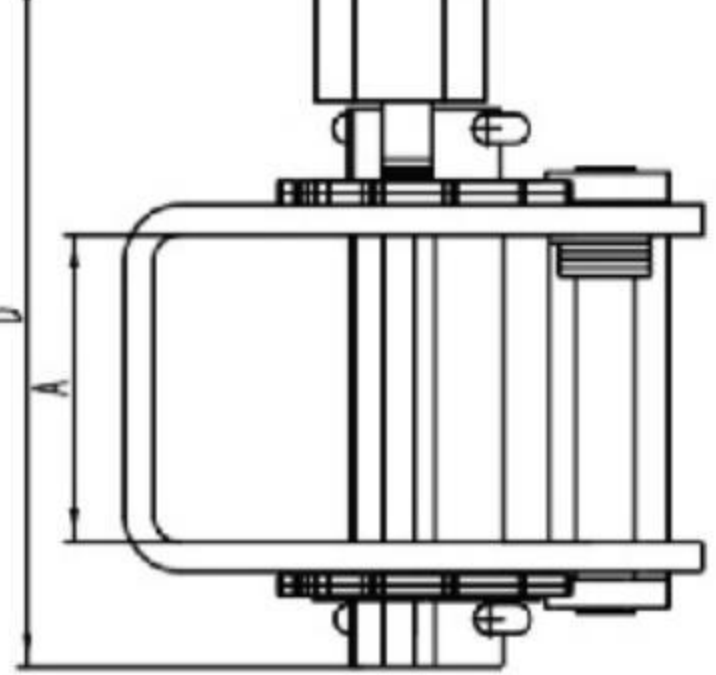
CARGO CONTROL SOLUTIONS

WWW.QDVENIT.COM • SALES@QDVENIT.COM

Flatbed Truck

WINCHES

1. Winches are marked with working load capacity 5500 lbs.
2. Breaking strength is 16500lbs.
3. Web slots are smooth ground to prevent web tear.
4. Surfaces are finished with electro deposited paint.
5. Packing Requirement: Steel Pallet with Carton.
6. Comply with DOT and California CHP regulations as well WSTDA-T3 and Canadian Standard 905.

Item	Photo	Description	P/N	A		B		C		D		Drawing	Net Weight		Pallet Specification		MOQ (PC)
				mm	in.	mm	in.	mm	in.	mm	in.		KG	LBS	L x W x H (mm)	GW (KG)	
Recessed Box winch		Combination, Bracket Height 140mm, Plate Thickness 9mm	TW7C	N/A	N/A	90	3.51	140	5.46	251	9.79		5.56	12.23	94x107x93	1142	200
Cable Winches		Right, Bracket Width 188mm, Plate Thickness 10mm	TW8R	188	7.33	100	3.90	125	4.88	254	9.91		6.85	15.06	110x121x68	847	120
		Left Hand, Bracket Width 188mm, Plate Thickness 10mm	TW8L	188	7.33	100	3.90	125	4.88	254	9.91		6.85	15.06	110x121x68	847	120
Lashing Winches		2' Right Hand	TW9R	54	2.11	74	2.89	102	3.98	124	4.84		1.50	3.31	79x112x102	789	504
		2' Left Hand	TW9L	54	2.11	74	2.89	102	3.98	124	4.84		1.50	3.31	79x112x102	789	
		2' Double Hex	TW9RL	54	2.11	74	2.89	102	3.98	130	5.07		1.77	3.88	118x85x103	921	

NOTE: All weights & pallet specifications provided in this catalog are approximate only, breaking strength of lashing winch is 11000 lbs.

ALL RIGHT RESERVED QINGDAO VENIT IMPORT AND EXPORT CO., LTD
WWW.QDVENIT.COM SALES@QDVENIT.COM



CARGO CONTROL SOLUTIONS

WWW.QDVENIT.COM • SALES@QDVENIT.COM

Flatbed Truck

WINCH BARS

Item	Photo	Description	P/N	Net Weight		Pallet Specification		MOQ (PC)
				KG	LBS	L x W x H (mm)	GW (KG)	
Standard Winch Bar		35", Mushroom Tip, Chrome	WB1C35	2.15	4.74	92x99x66	671	300
		35", Mushroom Tip, Electro Deposited Paint	WB1P35					
Combination Winch Bar		32", Mushroom Tip, Combination, Chrome	WB2C32	2.94	6.46	84x104x72	906	
		32", Mushroom Tip, Combination, Electro Deposited Paint	WB2P32					
Combination Winch Bar with End Box		40" Mushroom Tip, Box End, Chrome	WB3C40	2.87	6.32	104x104x72	887	
		40", Mushroom Tip, Box End, Electro Deposited Paint	WB3P40					
Ergo Winch Bar		34", Standard Ergo Winch Bar, Electro Deposited Paint	WB4P34	2.45	5.38	88x89x108	759	
		34", Combination Ergo Winch Bar, Electro Deposited Paint	WB5P34	2.80	6.16	88x99x118	864	
		38 5/8", Box End Combination Ergo Winch Bar, Electro Deposited Paint	WB6P38	2.93	6.44	98x104x118	904	

NOTE: All weights & pallet specifications provided in this catalog are approximate only.

ALL RIGHT RESERVED QINGDAO VENIT IMPORT AND EXPORT CO., LTD
WWW.QDVENIT.COM SALES@QDVENIT.COM




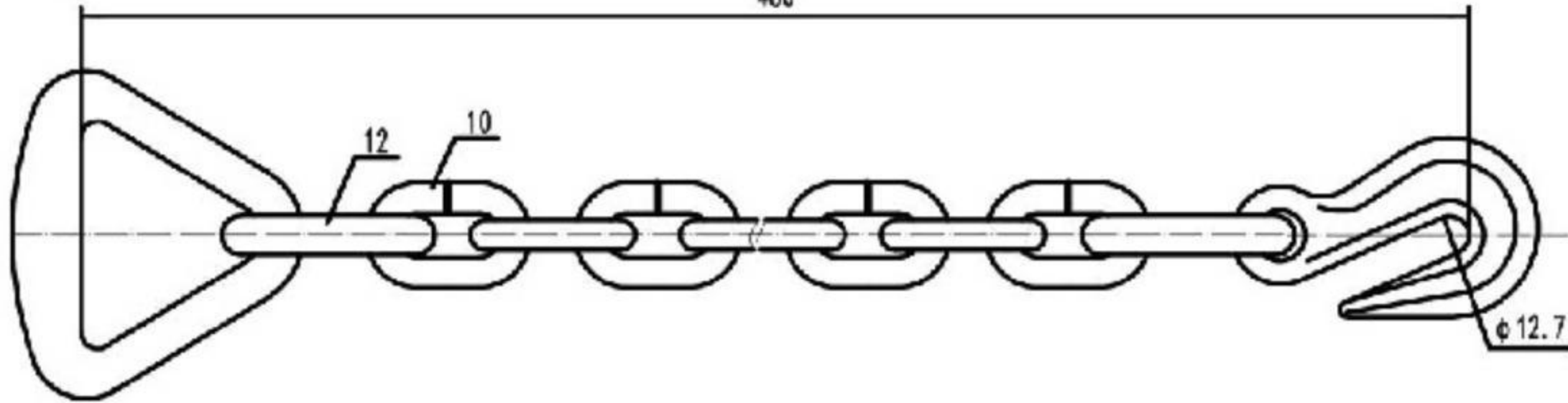
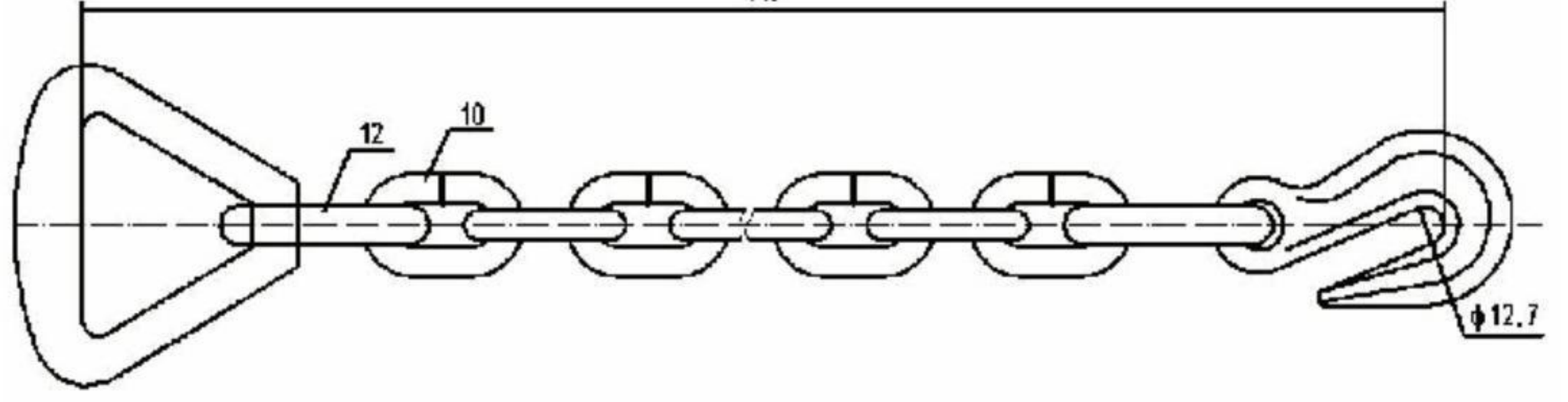
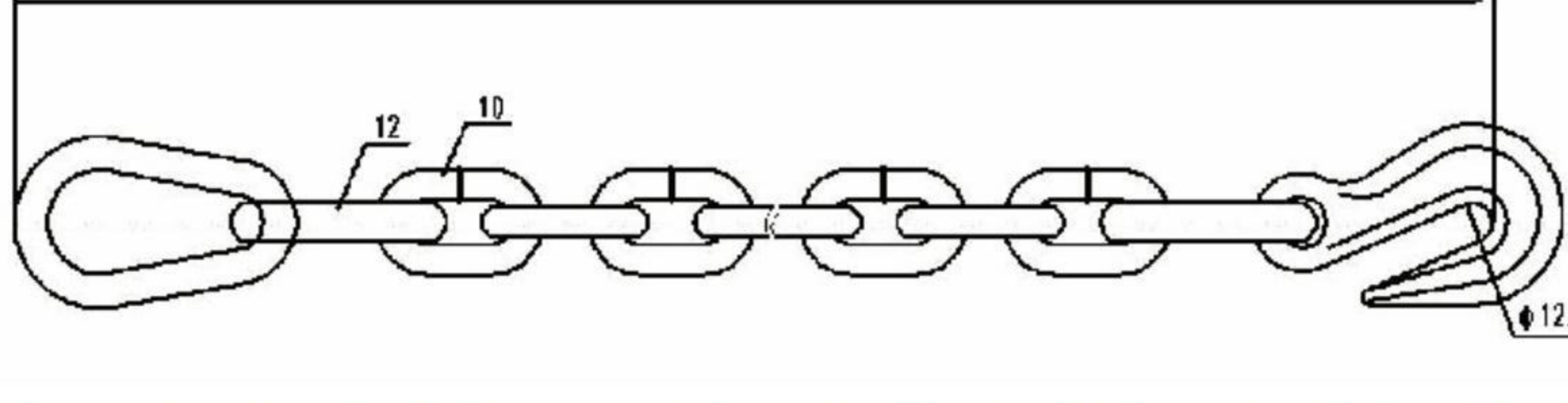

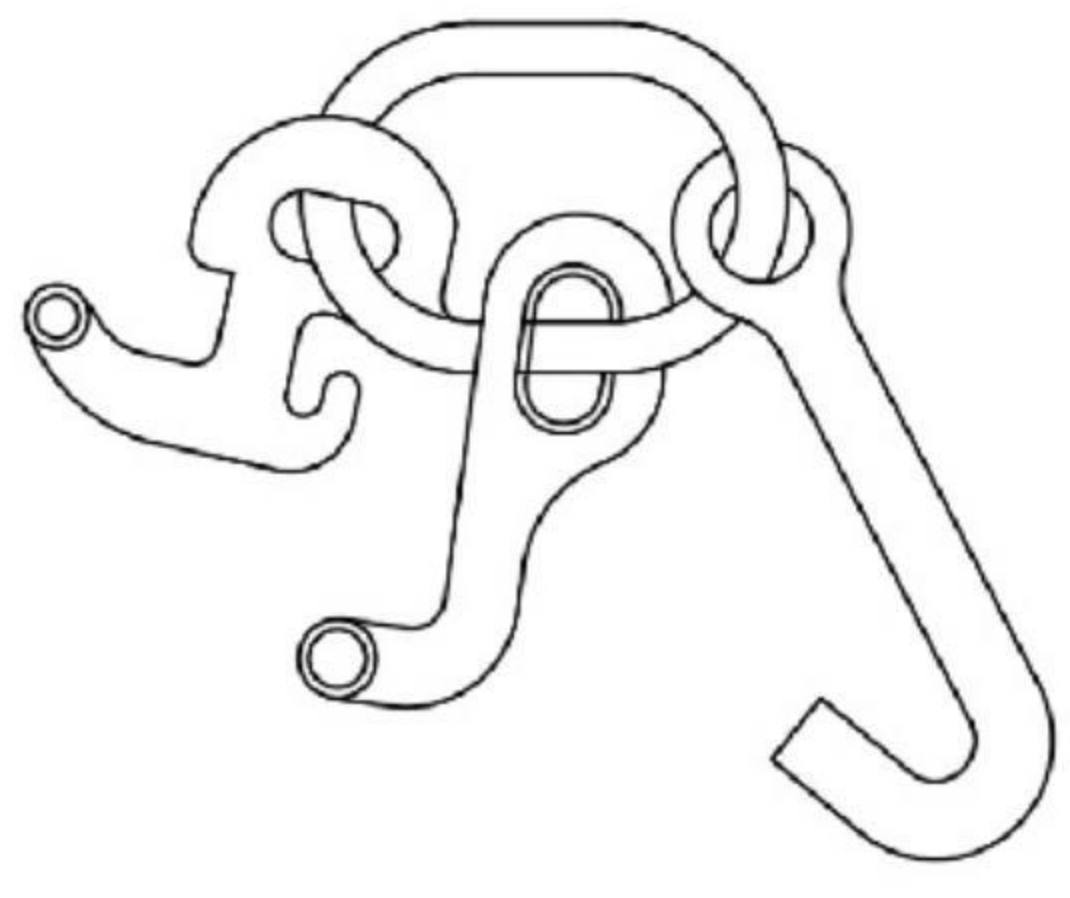

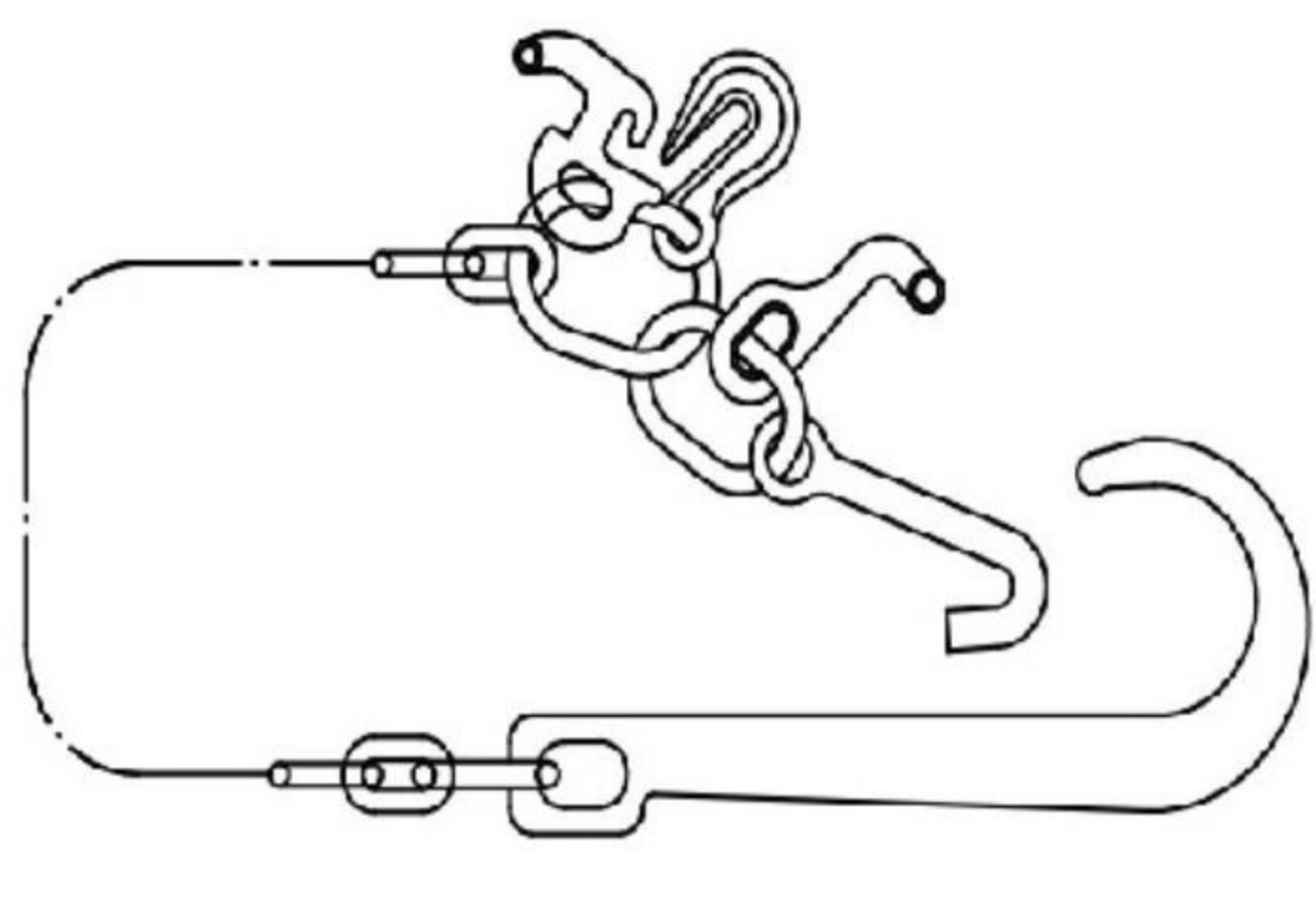
Flatbed Truck TIE DOWN ACCESSORIES

CARGO CONTROL SOLUTIONS
WWW.QDVENIT.COM • SALES@QDVENIT.COM

Item	Photo	Description	P/N	A		B		C		D		E		F		G		Drawing	Net Weight		Pallet Specification		MOQ (PC)
				mm	in.	mm	in.	mm	in.	mm	in.	mm	in.	mm	in.	mm	in.		mm	in.	KG	LBS	
D-Ring With U Bracket		1/2"D Ring With U Bracket	DRW12	63	2.46	57	2.22	13	0.51	50	1.95	24	0.94	8	0.31	27	1.05		0.46	1.012	71x78x49	950	2000
		5/8"D Ring With U Bracket	DRW58	75	2.93	75	2.93	16	0.62	64	2.50	30	1.17	10	0.39	30	1.17		0.83	1.826	68x71x68	1026	1200
		3/4"D Ring With U Bracket	DRW34	74	2.89	74	2.89	20	0.78	64	2.50	33	1.29	10	0.39	34	1.33		1.07	2.354	90x98x54	891	800
		1"D Ring With U Bracket	DRW1	75	2.93	76	2.96	25.4	0.99	64	2.50	41	1.60	10	0.39	40	1.56		1.85	4.07	37x48x88	775	400
		1"D Ring With U Bracket	DRW1S	99	3.86	74.5	2.91	25.4	0.99	64	2.50	41	1.60	10	0.39	40	1.56		2.02	4.444	37x58x88	843	400
		1"D Ring With U Bracket, lower half is angled 55°	DRW1B	99	3.86	74.5	2.91	25.4	0.99	64	2.50	41	1.60	10	0.39	40	1.56		1.96	4.312	37x58x95	819	400
Item	Photo	Description	P/N	Specification													Net Weight		Pallet Specification		MOQ (PC)		
D-Ring With Double-Hole Bracket		1/2"D Ring With Double-Hole Bracket	DRB12														0.422	0.9284	71x78x49	874	2000		
U Type Bolt		M14 U Type Bolt	UTB														1.181	2.5982	86x86x98	1095	900		
Flat Hooks		Flat Hooks	FH1														1.857	4.0854	62x56x58	1040	540		
Pan Fittings With Rings		Requires 3 5/8" diameter mounting hole in 7/8" thick material	PFWR1														0.511	1.1242	61x107x91	513	960		

NOTE: All weights & pallet specifications provided in this catalog are approximate only.

ALL RIGHT RESERVED QINGDAO VENIT IMPORT AND EXPORT CO., LTD
WWW.QDVENIT.COM SALES@QDVENIT.COM

Item	Photo	Description	P/N	Drawing	Net Weight		Pallet Specification		MOQ (PC)
					KG	LBS	L x W x H (mm)	GW (KG)	
CA38		Chain Anchor with Forged delta ring	CA38-1		1.61	3.54	58x58x78	418	250
		Chain Anchor with Flat delta ring	CA38-2		1.35	2.97	58x58x78	353	250
		Chain Anchor with Pear	CA38-3		1.25	2.76	58x58x78	328	250
RTJ		RTJ CLUSTER HOOK	RTJ		0.93	2.05	94x108x71	586	600
		J Hook Assembly	JH		7.44	16.37	94x108x89	923	120

NOTE: All weights & pallet specifications provided in this catalog are approximate only.



Flatbed Truck TRANSPORT CHAIN ASSEMBLIES

— CARGO CONTROL SOLUTIONS —
WWW.QDVENIT.COM • SALES@QDVENIT.COM

Item	Photo	Description	P/N	A		B		C		D		E		Drawing	Net Weight		Pallet Specification		MOQ (PC)
				mm	in.	mm	in.	mm	in.	mm	in.	mm	in.		mm	in.	KG	LBS	
CSH70		Clevis Slip Hook With latch	CSH70-14	10	0.39	11	0.43	11	0.429	57	2.22	57	2.22		0.24	0.53	55x95x98	510	2000
			CSH70-516	12	0.47	12.7	0.50	12	0.468	66.8	2.61	66.8	2.61		0.35	0.77	55x95x98	735	2000
			CSH70-38	19	0.74	16.8	0.66	16	0.624	81	3.16	81	3.16		0.56	1.23	55x95x98	702	1200
			CSH70-12	19	0.74	36	1.40	16	0.624	101.6	3.96	35	1.37		1.30	2.86	55x95x98	1070	800
Item	Photo	Description	P/N	B		E		P		R		Drawing	Net Weight		Pallet Specification		MOQ (PC)		
				mm	in.	mm	in.	mm	in.	mm	in.		mm	in.	KG	LBS		L x W x H (mm)	GW (KG)
CGH70		Clevis Grab Hook	CGH70-516	10	0.39	11	0.429	11	0.43	57	2.22		0.34	0.75	55x95x98	716	2000		
			CGH70-38	12	0.47	12.7	0.50	12	0.47	66.8	2.61		0.44	0.98	55x95x98	563	1200		
			CGH70-12	19	0.74	16.8	0.655	16	0.62	81	3.16		0.95	2.09	94x108x90	790	800		
Item	Photo	Description	P/N	A		B		C		D		Drawing	Net Weight		Pallet Specification		MOQ (PC)		
				mm	in.	mm	in.	mm	in.	mm	in.		mm	in.	KG	LBS		L x W x H (mm)	GW (KG)
DCL70		Double Clevis Link	DCL70-12	16.5	0.64	44.5	1.736	14	0.55	25.4	0.99		0.45	1.00	55x95x98	584	1200		
			DCL70-38	13.5	0.53	34	1.326	12	0.47	12	0.47		0.20	0.44	55x95x98	270	1200		
			DCL70-516	12	0.47	30	1.17	10	0.39	11	0.43		0.15	0.32	55x95x98	320	2000		
Item	Photo	Description	P/N	A		B		Drawing	Net Weight		Pallet Specification		MOQ (PC)						
				mm	in.	mm	in.		KG	LBS	L x W x H (mm)	GW (KG)							
CSHC70		Chain Assemblies With Clevis Hooks	CSHC70-51620	5/16"		20"			9.34	20.55	58x58x78	295	30						
			CSHC70-51625						25"		12.11	26.64	58x58x78	378	30				
			CSHC70-3820	3/8"		20"					12.90	28.38	58x58x78	402	30				
			CSHC70-3825						25"		15.87	34.91	58x58x78	491	30				

ALL RIGHT RESERVED QINGDAO VENIT IMPORT AND EXPORT CO., LTD
WWW.QDVENIT.COM SALES@QDVENIT.COM